



## **DEVELOPMENT MANAGEMENT PERFORMANCE UPDATE – SEPTEMBER 2023**

### **1. INTRODUCTION:**



- 1.1 This report briefly sets out performance in relation to the determination of planning applications in both Development Management and Majors teams for the month up to **31 July 2023** and for the month up to **31 Aug 2023**.
- 1.2 The tables below set out the figures for the number of cases decided within each month and percentage within time set against the relevant target and summary of 24-month average performance.
- 1.3 The tables also set out the percentage of the total number of decisions made that are subsequently overturned at appeal as 24-month average performance.
- 1.4 In addition, the tables set out the number of cases registered and validated within the specified months.

### **MONTH UP TO 31 JULY 2023**

<b>Performance Measure</b>	<b>Actual Performance</b>	<b>Target</b>	<b>Comments</b>
<b>(Speed) Decisions Made</b> <i>(Month up to 31 July 2023.)</i>	<b>Major</b> 4 decisions issued.  <i>100% within time period</i>	60%  <i>(80% NNDC)</i>	24 month average to 31 July 2023 is  <b>100.00%</b> 
	<b>Non-Major</b> 68 decisions issued  <i>96% within time period (three out of time)</i>	70%  <i>(90% NNDC)</i>	24 month average to 31 July 2023 is  <b>93.21%</b> 
<b>(Quality) % of total number of decisions made that are then subsequently overturned at appeal</b> <i>(Month up to 31 July 2023)</i>	<b>Major</b>	10%  <i>(5% NNDC)</i>	24 month average to 31 July 2023 is  <b>0% (Zero)</b>
	<b>Non-Major</b>	10%  <i>(5% NNDC)</i>	24 month average to 31 July 2023 is  <b>1.28%</b>
<b>Validation</b> <i>(Month up to 31 July 2023.)</i>	242 applications registered	3 days for Non- Major from date of	Datasets do not currently breakdown validated apps by Major / Minor or those on PS2

	219 applications validated	receipt 5 days for Majors from date of receipt	returns, but performance data retrieval being reviewed.
--	----------------------------	---	---

## MONTH UP TO 31 AUGUST 2023

Performance Measure	Actual Performance	Target	Comments
<b>(Speed)</b> <b>Decisions Made</b> <i>(Month up to 31 Aug 2023.)</i>	<b>Major</b> 2 decisions issued.  <i>100% within time period</i>	60%  <i>(80% NNDC)</i>	24 month average to 31 Aug 2023 is  <b>100.00%</b> 
	<b>Non-Major</b> 95 decisions issued  <i>99% within time period (one out of time)</i>	70%  <i>(90% NNDC)</i>	24 month average to 31 Aug 2023 is  <b>93.61.%</b> 
<b>(Quality)</b> <b>% of total number of decisions made that are then subsequently overturned at appeal</b> <i>(Month up to 31 Aug 2023)</i>	<b>Major</b>	10%  <i>(5% NNDC)</i>	24 month average to 31 Aug 2023 is  <b>0% (Zero)</b>
	<b>Non-Major</b>	10%  <i>(5% NNDC)</i>	24 month average to 31 Aug 2023 is  <b>1.28%</b>
<b>Validation</b> <i>(Month up to 31 Aug 2023.)</i>	286 applications registered  233 applications validated	3 days for Non- Major from date of receipt  5 days for Majors from date of receipt	Datasets do not currently breakdown validated apps by Major / Minor or those on PS2 returns, but performance data retrieval being reviewed.

## 2. S106 OBLIGATIONS

2.1 A copy of the list of latest S106 Obligations is attached. There are currently 6 S106 Obligations being progressed.

**3. RECOMMENDATIONS:**

**3.1 Members are asked to note the content of this report.**